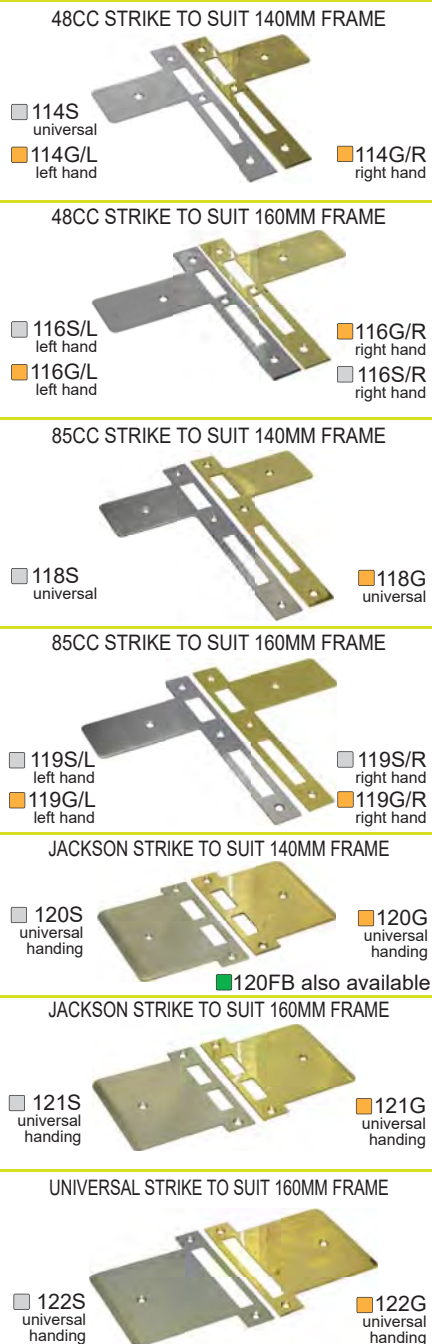


woodworkers door hardware

rim locks



extended strikes



euro cylinders

what's so special about woodworkers dual function double euro cylinders?



Most insurance companies insist on a deadlock on all entries to a house. Conventional cylinders can only be operated from one side at a time however. If you leave a key in one side of the cylinder you can't open the lock from the other side so now you're locked out!

With a dual function cylinder however, keys operate from both sides independantly allowing the inside key to act as a temporary turnsnib for convenience. This turnsnib capability makes access easy when you're at home and can be quickly removed to comply with insurance deadlock requirements when you're out. Dual function euro cylinders are a great design innovation and are included in all Woodworkers hardware kits.




escutcheons

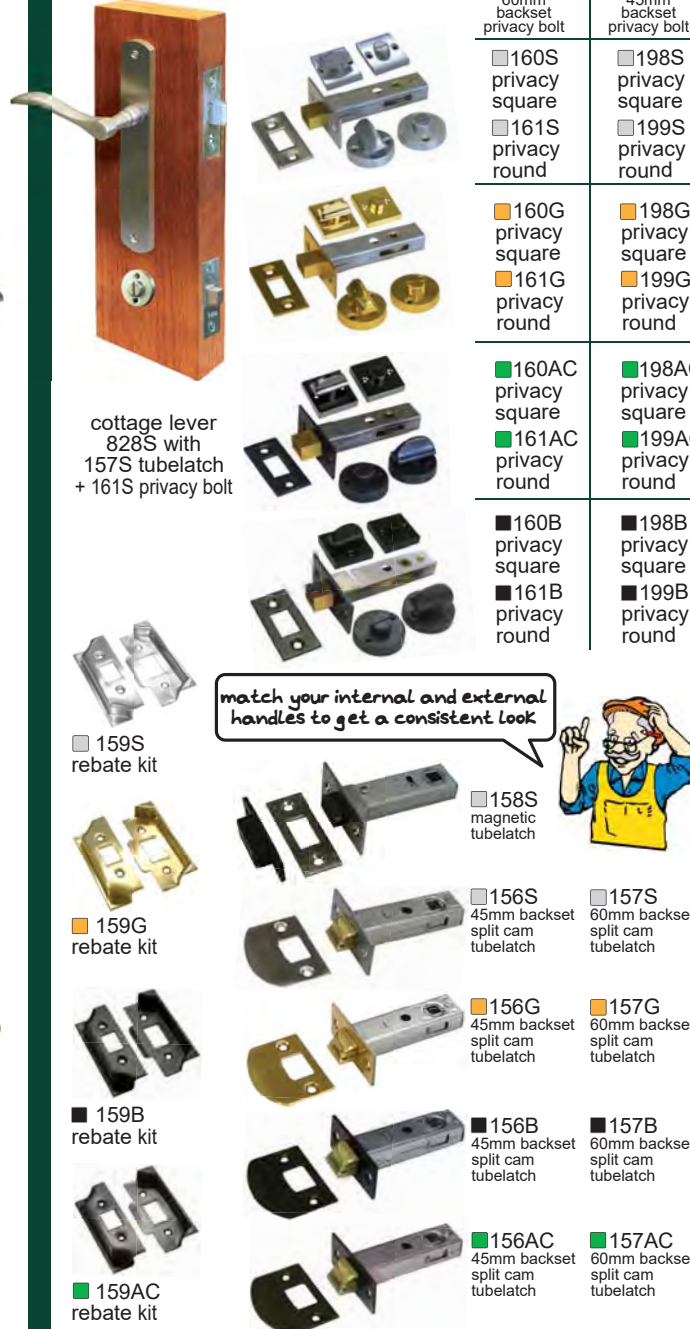


woodworkers door hardware

hinges



tubelatches



electronic + keyless locks



woodworkers barrel + flush bolts

190mm door flush bolts

window flush bolts

barrel + flush bolts



NOTE
other black tower and barrel bolt options are available in the gate hardware range.

refer to item code in current hardware pricelist for costings